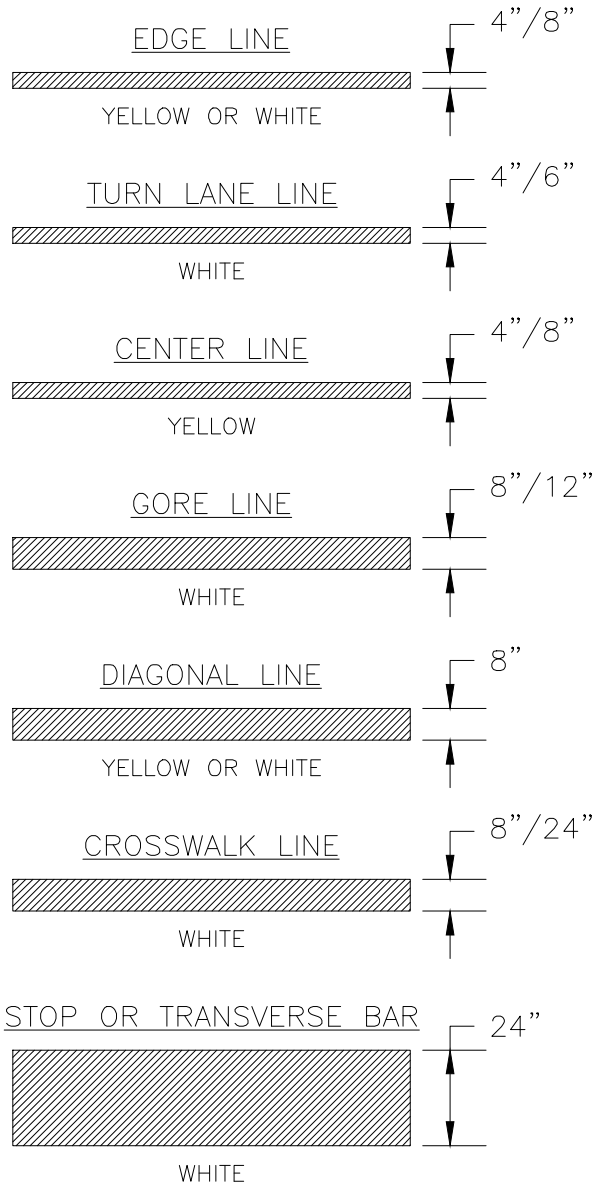
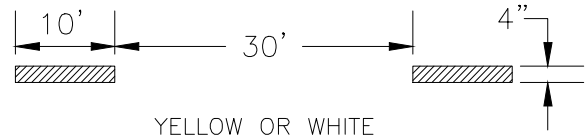


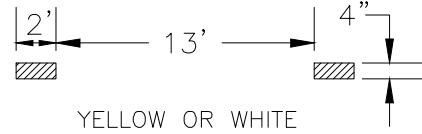
NORMAL/WIDE



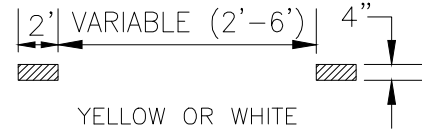
10' SKIP LINES



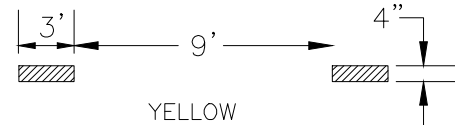
2' MINI-SKIP LINES



2' SKIP-LANE EXTENSIONS THRU INTERSECTION



3' SKIP MULTI-USE PATH



- 1-PAVEMENT MARKINGS AND SYMBOLS SHALL BE DESIGNED PER MUTCD WITH APPROVAL FROM CITY TRAFFIC ENGINEERING, AND INSTALLED IN ACCORDANCE WITH NCDOT DIVISION 12 SPECIFICATIONS.
- 2-GENERALLY, PERMANENT MARKINGS WILL BE UNIFORM AND SMOOTH AND WILL CONSIST OF 120MIL OF THERMOPLASTIC FOR ALL LINES AND SYMBOLS; TEMPORARY MARKINGS SHALL CONSISTS OF 15 MIL PAINT, EVERY 6 MONTHS.
- 3-DURING APPLICATION THE EXISTING PAVEMENT SHALL NOT SHOW SIGNS OF MOISTURE AND BE CLEAN, FREE OF DIRT AND OIL, ETC. THERMOPLASTIC SHALL ONLY BE INSTALLED WHERE PAVEMENT IS 50° F AND RISING. PAINT SHALL ONLY BE INSTALLED WHERE PAVEMENT IS 40° F AND RISING.

STANDARD DETAIL

PAVEMENT MARKINGS
LINE TYPES



CITY OF WILMINGTON ENGINEERING
PO BOX 1810
WILMINGTON, NC 28402
(910) 341-7807

DATE: DECEMBER, 2011

DRAWN BY JSR

CHECKED BY BDR, P.E.

SCALE NOT TO SCALE

SD 11-01