




Wilmington Regional Freight Rail Improvement

MAP 1

Existing Conditions

-  Existing Freight Rail Line
-  Regional Road Network (Thoroughfares)
-  Existing Rail Crossings

