





















Wilmington Rail Realignment Project
 New Hanover County and Brunswick County, NC

Legend

 Study Area	 Municipal Boundary	 Railroad
 Upgrade Existing	 Central Business District	 Interstate
 Corridor A	 Port of Wilmington	 US Highway
 Corridor B	 Park	 State Highway
 Corridor C	 Water	 State Route
 County Boundary		 Local Roads


 0 0.25 0.5 Miles


Project Study Area
 Date: August 2020